



PRICELIST

GENERAL

Price List includes gross prices. Prices to be applied to a complete door order. Spare part prices can be obtained from the web catalogue on <http://aftersales.toors.cz>.

BASIC CONFIGURATION

- standard lift (SL 420, SL 350); other lift types for surcharges according to price list
- adjustable bottom aluminium bracket (540)
- powder coated torsion springs for 20 000 cycles
- 1" massive shaft
- 1" hollow shaft if $W \leq 4500$ mm and $H \leq 4250$ mm
- 1 1/4" massive shaft if $W \geq 7000$ mm and $H \geq 3000$ mm
- coupler
- coupling of horizontal track

Reinforcing struts:

- 6001 mm - 7000 mm...65 mm reinforcing strut per panel
- 7001 mm - 8000 mm...110 mm reinforcing strut per panel
- 1 pc diagonal/perforated angle, L = 3000 mm
- rollers, hinges, bearing plates, cable drums, cables, screws

Fixing material to building construction is not included!

VERTICAL AND HORIZONTAL RAILS

- vertical and horizontal rails made from 2 mm galvanised steel

DOOR LEAF

- 40 mm sandwich panel made from galvanised steel sheets filled with polyurethane (PUR) foam
- 80 mm sandwich panel filled with PUR foam on request
- 40 mm sandwich panel filled with PIR foam on request
- design offer according to our current panel range

*) FVE - aluminium glass section

DOOR LEAF SHAPE

STANDARD - traditional panel (without FSP - finger safe protection)

PROTECT (FSP) - finger safe protection panel

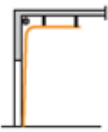

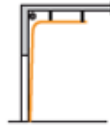
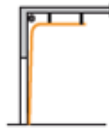
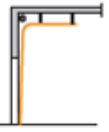

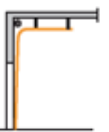






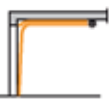

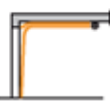
FVE^{*)} DOORS

- The door leaf consists of one panel section filled with polyurethane foam and the others are made of aluminum glazed sections or all aluminum sections are glazed
- If the doors meets the definition of FVE doors, each individual surcharge for the FVE section is reduced by 5%
- Sections with traditional joint type or with finger safe protection (without extra surcharge)



ACCESSORIES

- aluminium full vision sections - FVE (at extra cost; see p. 7-11)
- pass door (at extra cost; see p. 13)
- windows (at extra cost; see p. 16-18)
- handles, locks (at extra cost; see p. 19, 20)
- slide bolts, locks (at extra cost; see p. 21, 22)
- handgrips (at extra cost; see p. 23)
- bottom bracket and cable break device (at extra cost; see p. 24)
- drives (at extra cost; see p. 25)
- control units, connection cables (at extra cost; see p. 26)
- safety elements, accessories (at extra cost; see p. 27-30)
- BFT Argo operator and accessories (at extra cost; see p. 31)

SL 420, SL 350 	HL ≤ 750 	HL ≤ 1370 	HL ≤ 2000 	HL ≤ 2500 	HL ≤ 3050 	HL ≤ 4100 	HL-T 
Basic price	Surcharge* 3%	Surcharge* 6%	Surcharge* 10%	Surcharge* 14%	Surcharge* 16%	Surcharge* 22%	Surcharge** 165 € ¹
HL-T 	VL 	VL-T 	VL-T 	LL-I 	LL-I 	LL-DT 	LL-DT 
Surcharge** 215 € ²	Surcharge* 11%	Surcharge** 165 € ¹	Surcharge** 215 € ²	Surcharge** 240 € ¹	Surcharge** 289 € ²	Surcharge** 328 € ¹	Surcharge** 394 € ²

SURCHARGES FOR FOLLOWING ROOF LIFT SYSTEMS

≤ 8°	basic price surcharge (calculated as percentage from basic price)	2%
≤ 12°	basic price surcharge (calculated as percentage from basic price)	4%
≤ 25°	basic price surcharge (calculated as percentage from basic price)	8%
≥ 26°	basic price surcharge (calculated as percentage from basic price)	13%

* basic price surcharge (calculated as percentage from basic price)

** door final price surcharge

1 if W ≤ 4000 mm and H ≤ 4000 mm

2 if W > 4000 mm or H > 4000 mm

STANDARD (SL 350, SL 420) - BASIC PRICE (€)

		Width [mm]																												Number of sections		
		2000	2250	2500	2750	3000	3250	3500	3750	4000	4250	4500	4750	5000	5250	5500	5750	6000	6250	6500	6750	7000	7250	7500	7750	8000	500	610				
Height [mm]	6 500	2843	2795	2847	3059	3258	3421	3483	3723	4081	4186	4358	4885	4808	5028	5376	5815	6145	6474									2	9	11		
	6 250	2628	2646	2730	2970	3146	3311	3389	3618	3896	4020	4215	4594	4660	4991	5258	5594	6053	6271	6965								4	7	11		
	6 000	2428	2505	2618	2884	3038	3205	3297	3517	3720	3861	4077	4319	4516	4955	5142	5382	5964	6074	6680	6662	6944						1	9	10		
	5 750	2245	2371	2510	2800	2934	3104	3207	3418	3551	3709	3943	4061	4376	4919	5029	5176	5874	5883	6406	6498	6701	6693					3	7	10		
	5 500	2181	2281	2427	2548	2710	2847	2984	3211	3352	3403	3597	3689	3946	4581	4608	4837	5479	5565	6004	5923	6418	6686	6852	7145			-	9	9		
	5 250	2044	2204	2348	2462	2643	2804	2888	2982	3243	3337	3384	3538	3850	4307	4479	4715	5188	5294	5875	5854	6168	6428	6747	6916	7129		2	7	9		
	5 000	1888	1978	2087	2255	2428	2629	2727	2765	2941	3120	3124	3397	3594	4080	4160	4303	4868	4970	5708	5531	5905	5876	6402	6615	6781		4	5	9		
	4 750	1860	1884	2052	2219	2351	2402	2545	2699	2756	2947	3049	3242	3397	3819	3929	4044	4583	4738	5167	5317	5520	5507	6060	6314	6433		1	7	8		
	4 500	1746	1852	1968	2048	2226	2345	2442	2506	2679	2885	2955	3091	3355	3642	3766	3875	4388	4535	4665	4782	5423	5613	5956	6071	6196		3	5	8		
	4 250	1668	1776	1871	1972	2080	2199	2341	2437	2553	2684	2775	2938	3149	3464	3501	3661	4004	4065	4328	4501	4592	4999	5457	5692	5867		-	7	7		
	4 000	1577	1685	1787	1901	1968	2080	2143	2247	2370	2440	2610	2754	2990	3332	3397	3496	3869	4066	4036	4305	4275	4752	5232	5453	5622		2	5	7		
	3 750	1503	1597	1689	1813	1857	2012	2041	2139	2256	2339	2444	2604	2811	3109	3188	3289	3564	3618	3745	4018	4050	4330	4693	4870	5016		5	2	7		
	3 500	1419	1540	1625	1657	1799	1860	1959	2025	2112	2235	2268	2475	2610	2952	2978	3154	3443	3584	3543	3850	3879	4146	4513	4656	4814		1	5	6		
	3 250	1363	1474	1565	1599	1704	1790	1885	1909	2012	2090	2176	2323	2485	2783	2830	2947	3296	3391	3514	3583	3742	3970	4002	4359	4496		4	2	6		
	3 000	1294	1355	1420	1493	1579	1668	1754	1810	1902	1993	2059	2165	2266	2603	2611	2754	2955	3076	3146	3311	3443	3572	3708	4060	4090		-	5	5		
	2 750	1203	1313	1346	1396	1490	1572	1652	1700	1765	1866	1933	1998	2121	2445	2520	2605	2850	2898	2974	3175	3204	3361	3456	3781	3887		3	2	5		
	2 500	1140	1200	1258	1333	1420	1472	1545	1614	1649	1747	1810	1910	2007	2269	2331	2430	2575	2592	2640	2869	2908	3006	3136	3430	3517		5	-	5		
	2 250	1093	1180	1239	1306	1343	1392	1468	1517	1604	1598	1684	1786	1889	2159	2188	2236	2383	2432	2482	2644	2756	2855	2932	3135	3207		2	2	4		
2 000	1050	1161	1221	1279	1271	1316	1396	1425	1560	1463	1567	1669	1779	2055	2053	2057	2204	2282	2333	2437	2613	2713	2741	2867	2924		4	-	4			

Single side hinges (up to 4999 mm)										Double side hinges from 5000 mm							
Without reinforcing struts										1 pc of 65 mm reinforcing struts per section				1 pc of 110 mm reinforcing struts per section			
2 torsion springs					4 torsion springs												
2 windows (up to 2600 mm)		3 windows (up to 3400 mm)		4 windows (up to 4200 mm)		5 windows (up to 5000 mm)		6 windows (up to 5800 mm)		7 windows (up to 6600 mm)		8 windows					
2 FVE fields		3 FVE fields		4 FVE fields		5 FVE fields		6 FVE fields		7 FVE fields		not possible					

*) FVE - aluminium glass section

PROTECT (SL 350, SL 420) - BASIC PRICE (€) + 7%

		Width [mm]																							Number of sections				
		2000	2250	2500	2750	3000	3250	3500	3750	4000	4250	4500	4750	5000	5250	5500	5750	6000	6250	6500	6750	7000	7250	7500	7750	8000	500	610	
Height [mm]	6 500	3042	2990	3047	3273	3486	3660	3727	3984	4367	4479	4664	5226	5144	5379	5752	6222	6575	6927	0	0	0	0	0	0	0	2	9	11
	6 250	2811	2831	2921	3178	3366	3543	3626	3872	4168	4301	4511	4915	4986	5340	5626	5986	6477	6710	7452	0	0	0	0	0	0	4	7	11
	6 000	2598	2680	2801	3086	3251	3430	3527	3763	3980	4131	4363	4621	4832	5301	5502	5759	6381	6499	7147	7129	7430	0	0	0	0	1	9	10
	5 750	2402	2537	2686	2996	3139	3321	3432	3657	3800	3968	4219	4345	4682	5263	5381	5539	6285	6295	6855	6953	7170	7162	0	0	0	3	7	10
	5 500	2334	2441	2597	2726	2900	3047	3193	3436	3587	3641	3849	3948	4222	4902	4931	5175	5862	5955	6424	6338	6867	7154	7331	7646	0	-	9	9
	5 250	2187	2359	2513	2635	2828	3001	3090	3191	3470	3571	3621	3785	4119	4608	4793	5045	5551	5665	6287	6264	6600	6878	7219	7400	7628	2	7	9
	5 000	2021	2116	2233	2413	2598	2814	2918	2958	3146	3338	3343	3635	3846	4366	4451	4604	5209	5318	6108	5918	6318	6288	6850	7079	7255	4	5	9
	4 750	1990	2015	2195	2374	2516	2570	2723	2888	2949	3154	3262	3469	3635	4086	4204	4327	4904	5069	5528	5689	5906	5892	6484	6756	6883	1	7	8
	4 500	1868	1981	2106	2191	2382	2510	2613	2681	2867	3087	3162	3308	3590	3897	4030	4146	4695	4853	4991	5117	5803	6006	6373	6496	6630	3	5	8
	4 250	1784	1900	2002	2110	2226	2353	2504	2607	2731	2872	2970	3143	3369	3706	3746	3917	4285	4349	4631	4816	4913	5349	5839	6090	6277	-	7	7
	4 000	1688	1803	1912	2034	2106	2226	2293	2405	2536	2611	2793	2947	3200	3566	3635	3741	4140	4350	4318	4606	4574	5085	5598	5835	6015	2	5	7
	3 750	1609	1708	1807	1940	1987	2153	2184	2289	2414	2502	2615	2786	3008	3326	3411	3519	3813	3872	4007	4299	4334	4633	5021	5211	5367	5	2	7
	3 500	1518	1648	1739	1773	1925	1990	2097	2166	2260	2391	2426	2648	2793	3159	3186	3374	3684	3835	3791	4119	4151	4436	4829	4982	5151	1	5	6
	3 250	1459	1577	1674	1711	1823	1916	2017	2042	2153	2236	2329	2486	2658	2978	3028	3154	3526	3628	3760	3834	4004	4248	4282	4665	4810	4	2	6
	3 000	1385	1449	1519	1597	1690	1784	1877	1936	2035	2133	2203	2316	2424	2785	2794	2947	3162	3291	3366	3543	3684	3822	3967	4344	4376	-	5	5
	2 750	1287	1405	1440	1494	1594	1682	1768	1819	1889	1997	2068	2138	2269	2616	2696	2788	3050	3101	3182	3397	3428	3596	3698	4045	4159	3	2	5
2 500	1219	1284	1346	1426	1519	1575	1653	1727	1765	1870	1936	2044	2148	2427	2494	2600	2755	2773	2825	3070	3111	3216	3356	3670	3764	5	-	5	
2 250	1170	1262	1326	1397	1437	1489	1571	1623	1717	1710	1802	1911	2022	2310	2341	2392	2550	2602	2655	2829	2949	3055	3137	3355	3432	2	2	4	
2 000	1124	1242	1307	1368	1360	1408	1494	1524	1669	1565	1676	1785	1903	2199	2196	2201	2359	2442	2496	2607	2796	2903	2933	3067	3129	4	-	4	

Single side hinges (up to 4999 mm)						Double side hinges from 5000 mm	
Without reinforcing struts						1 pc of 65 mm reinforcing struts per section	1 pc of 110 mm reinforcing struts per section
2 torsion springs						4 torsion springs	
2 windows (up to 2600 mm)	3 windows (up to 3400 mm)	4 windows (up to 4200 mm)	5 windows (up to 5000 mm)	6 windows (up to 5800 mm)	7 windows (up to 6600 mm)	8 windows	
2 FVE fields	3 FVE fields		4 FVE fields		5 FVE fields	6 FVE fields	7 FVE fields not possible

*) FVE - aluminum glass section

AVAILABLE DIMENSIONS OF FVE*) DOORS

FVE doors: The door leaf consists of one panel section filled with PUR foam and the others are made from aluminum glass sections or all sections are FVE.

		Width [mm]																			Number of sections		
		2250	2500	2750	3000	3250	3500	3750	4000	4250	4500	4750	5000	5250	5500	5750	6000	6250	6500	6750		7000	
Height [mm]	6 500	✓	✓	✓	✓	✓	✓	✓	✓	✓	✓	✗	✗	✗	✗	✗	✗	✗	✗	✗	✗	11	
	6 250	✓	✓	✓	✓	✓	✓	✓	✓	✓	✓	✗	✗	✗	✗	✗	✗	✗	✗	✗	✗	11	
	6 000	✓	✓	✓	✓	✓	✓	✓	✓	✓	✓	✓	✗	✗	✗	✗	✗	✗	✗	✗	✗	10	
	5 750	✓	✓	✓	✓	✓	✓	✓	✓	✓	✓	✓	✓	✗	✗	✗	✗	✗	✗	✗	✗	10	
	5 500	✓	✓	✓	✓	✓	✓	✓	✓	✓	✓	✓	✓	✓	✗	✗	✗	✗	✗	✗	✗	9	
	5 250	✓	✓	✓	✓	✓	✓	✓	✓	✓	✓	✓	✓	✓	✓	✓	✗	✗	✗	✗	✗	✗	9
	5 000	✓	✓	✓	✓	✓	✓	✓	✓	✓	✓	✓	✓	✓	✓	✓	✓	✗	✗	✗	✗	✗	9
	4 750	✓	✓	✓	✓	✓	✓	✓	✓	✓	✓	✓	✓	✓	✓	✓	✓	✓	✗	✗	✗	✗	8
	4 500	✓	✓	✓	✓	✓	✓	✓	✓	✓	✓	✓	✓	✓	✓	✓	✓	✓	✓	✗	✗	✗	8
	4 250	✓	✓	✓	✓	✓	✓	✓	✓	✓	✓	✓	✓	✓	✓	✓	✓	✓	✓	✓	✓	✓	7
	4 000	✓	✓	✓	✓	✓	✓	✓	✓	✓	✓	✓	✓	✓	✓	✓	✓	✓	✓	✓	✓	✓	7
	3 750	✓	✓	✓	✓	✓	✓	✓	✓	✓	✓	✓	✓	✓	✓	✓	✓	✓	✓	✓	✓	✓	7
	3 500	✓	✓	✓	✓	✓	✓	✓	✓	✓	✓	✓	✓	✓	✓	✓	✓	✓	✓	✓	✓	✓	6
	3 250	✓	✓	✓	✓	✓	✓	✓	✓	✓	✓	✓	✓	✓	✓	✓	✓	✓	✓	✓	✓	✓	6
	3 000	✓	✓	✓	✓	✓	✓	✓	✓	✓	✓	✓	✓	✓	✓	✓	✓	✓	✓	✓	✓	✓	5
	2 750	✓	✓	✓	✓	✓	✓	✓	✓	✓	✓	✓	✓	✓	✓	✓	✓	✓	✓	✓	✓	✓	5
	2 500	✓	✓	✓	✓	✓	✓	✓	✓	✓	✓	✓	✓	✓	✓	✓	✓	✓	✓	✓	✓	✓	5
	2 250	✓	✓	✓	✓	✓	✓	✓	✓	✓	✓	✓	✓	✓	✓	✓	✓	✓	✓	✓	✓	✓	4
2 000	✓	✓	✓	✓	✓	✓	✓	✓	✓	✓	✓	✓	✓	✓	✓	✓	✓	✓	✓	✓	✓	4	

Single side hinges (up to 4999 mm)				Double side hinges from 5000 mm		
FVE without reinforcing struts				FVE profiles with reinforcing struts		
2 torsion springs				4 torsion springs		
2 FVE fields	3 FVE fields	4 FVE fields	5 FVE fields	6 FVE fields	7 FVE fields	

*) FVE - aluminum glass section

VARIOUS GLAZING OF FVE^{*)} - 40MM SECTIONS

		<p>SIMPLE GLAZING</p> <p>Material: PMMA, polycarbonate Glazing design: transparent, satin, opal</p>
		<p>DOUBLE GLAZING</p> <p>Material: PMMA, polycarbonate Glazing design: transparent, satin, opal</p>
		<p>INSULATED ALUMINIUM FILLINGS</p> <p>Material: aluminium, polystyrene Design: stucco/stucco</p>
		<p>VENTILATION FILLINGS</p> <p>Material: natural aluminium Design: mesh 16/8, 22/12, 10/10</p>

Aluminium expanded mesh

16/8



air permeability 56%


22/12



air permeability 67%

Aluminium perforated plate

10/10




air permeability 35%


Coloured pane options

f	frosted satin
w	R-structure
m	milk (opal)
s	smoked glass

FVE WITH THERMAL BREAK



FVE WITHOUT THERMAL BREAK



*) FVE - aluminum glass section

SURCHARGES FOR VARIOUS GLAZING OF FVE^{*)} SECTION WITHOUT THERMAL BREAK (€^{**)} - 40MM

Code No.:	Description of glazing: Width [mm]:	2 250	2 500	2 750	3 000	3 250	3 500	3 750	4 000	4 250	4 500	4 750	5 000	5 250	5 500	5 750	6 000	6 250	6 500	6 750	7 000
220	Single wall PMMA: 1 x 2,5 mm PMMA	128	125	143	141	166	164	168	180	193	190	261	270	335	332	344	357	420	417	415	427
230	Single wall polycarbonate: 1 x 3,0 mm polycarbonate	195	200	226	231	265	270	283	303	323	329	408	420	492	498	518	539	610	615	620	641
240	Single wall - tempered glass: 1 x 4,0 mm tempered glass	322	345	386	409	457	480	509	545	581	604	691	708	789	812	848	884	965	988	1011	1047
250	Double wall PMMA, 2 x 2,5 mm PMMA	159	163	183	187	216	220	230	245	262	266	334	341	404	408	425	440	501	505	509	525
251	Double wall PMMA abrasion resistant: 2 x 2,5 mm PMMA - 1x ANTI SCRATCH	191	199	223	231	263	271	285	304	325	332	404	413	479	487	508	527	592	600	608	627
252	Double wall PMMA abrasion resistant: 2 x 2,5 mm PMMA - 2x ANTI SCRATCH	223	235	263	274	310	322	340	363	387	399	474	485	555	567	591	614	683	695	706	729
250.C	Double wall PMMA with coloured panes: 2 x 2,5 mm PMMA	206	215	241	250	285	294	310	330	353	363	436	445	514	523	545	566	633	643	652	673
260	Double wall polycarbonate: 2 x 3,0 mm polycarbonate	251	266	297	312	352	367	388	414	442	457	536	547	621	636	664	690	762	777	792	819
270	Insulated aluminium stucco fillings: 2 x 0,6 mm aluminium stucco sheet + 20 mm polystyrene	220	231	258	270	306	317	334	356	381	392	467	477	547	558	582	605	673	685	696	718
280	Expanded mesh: natural aluminium - mesh 16/8	121	118	135	132	157	154	157	169	180	177	247	256	320	316	328	340	402	399	395	407
281	Expanded mesh: natural aluminium - mesh 22/12	121	118	135	132	157	154	157	169	180	177	247	256	320	316	328	340	402	399	395	407
282	Perforated plate (10x10mm, bond 4mm)	152	152	173	173	201	201	208	224	238	238	312	322	391	391	406	422	488	488	488	503

*) FVE - aluminum glass section

***) If the doors meets the definition of FVE doors, each individual surcharge for the FVE section is reduced by 15%



SURCHARGES FOR VARIOUS GLAZING OF FVE^{*)} SECTION WITH THERMAL BREAK (€)^{**)} - 40MM

Code No.:	Description of glazing: Width [mm]:	2 250	2 500	2 750	3 000	3 250	3 500	3 750	4 000	4 250	4 500	4 750	5 000	5 250	5 500	5 750	6 000	6 250	6 500	6 750	7 000
250	Double wall PMMA, 2 × 2,5 mm PMMA	270	276	302	307	360	366	378	399	429	434	524	536	628	634	654	675	769	774	779	800
251	Double wall PMMA abrasion resistant: 2 × 2,5 mm PMMA - 1× ANTI SCRATCH	307	317	348	357	415	425	441	467	501	511	605	619	716	725	750	775	873	883	893	918
252	Double wall PMMA abrasion resistant: 2 × 2,5 mm PMMA - 2× ANTI SCRATCH	344	358	393	408	470	484	505	534	574	588	686	701	803	817	846	875	978	992	1007	1036
250.C	Double wall PMMA with coloured panes: 2 × 2,5 mm PMMA	324	336	368	380	440	452	470	497	534	546	642	656	755	767	793	820	921	933	944	972
260	Double wall polycarbonate: 2 × 3,0 mm polycarbonate	376	394	433	451	517	535	560	594	637	655	757	774	879	897	930	963	1070	1088	1106	1139
270	Insulated aluminium stucco fillings: 2 × 0,6 mm aluminium stucco sheet + 20 mm polystyrene	340	354	389	402	464	478	498	527	566	580	678	693	793	807	836	865	967	981	995	1024

*) FVE - aluminum glass section



***) If the doors meets the definition of FVE doors, each individual surcharge for the FVE section is reduced by 15%

VARIOUS GLAZING OF FVE^{*)} - 80MM SECTIONS





TRIPLE GLAZING

Material: PMMA
Glazing design: transparent



QUADRUPLE GLAZING

Material: PMMA
Glazing design: transparent



INSULATED ALUMINIUM FILLINGS

Material: aluminium, polystyrene
Design: stucco/stucco

FVE WITH THERMAL BREAK



*) FVE - aluminum glass section

SURCHARGES FOR VARIOUS GLAZING OF FVE*) SECTION WITH THERMAL BREAK (€)**) - 80MM

Code No.:	Description of glazing: Width [mm]:	2 250	2 500	2 750	3 000	3 250	3 500	3 750	4 000	4 250	4 500	4 750	5 000	5 250	5 500	5 750	6 000	6 250	6 500	6 750	7 000
350	Triple wall PMMA, 3 × 2,5 mm PMMA	315	350	385	420	455	490	525	560	595	630	665	700	735	770	805	840	875	910	945	980
351	Triple wall PMMA abrasion resistant: 3 × 2,5 mm PMMA - 2× ANTI SCRATCH	394	438	481	525	569	613	656	700	744	788	831	875	919	963	1006	1050	1094	1138	1181	1225
370	Insulated aluminium stucco fillings: 2 × 0,6 mm aluminium stucco sheet + 40 mm polystyrene	405	450	495	540	585	630	675	720	765	810	855	900	945	990	1035	1080	1125	1170	1215	1260
450	Quadruple wall PMMA with coloured panes: 4 × 2,5 mm PMMA	405	450	495	540	585	630	675	720	765	810	855	900	945	990	1035	1080	1125	1170	1215	1260
451	Quadruple wall PMMA abrasion resistant: 4 × 2,5 mm PMMA - 2× ANTI SCRATCH	529	588	646	705	764	823	881	940	999	1058	1116	1175	1234	1293	1351	1410	1469	1528	1586	1645

*) FVE - aluminum glass section

***) If the doors meets the definition of FVE doors, each individual surcharge for the FVE section is reduced by 15%

Panels - other types		Price	Unit
Door with 80 mm panels (surcharge to basic price = see chart STANDARD on p. 4)		36%	
Wood imitation panel surface		28 €	per m ²
Panel 540 RAL 7021/9002		7 €	per m ²
Painting		Price	Unit
Painting in RAL or NCS colour	per side	32 €	per m ²
Painting in metallic RAL colour	per side	97 €	per m ²
Painting of FVE in RAL or NCS	per side	32 €	per m ²
Painting of FVE in RAL or NCS	inside and outside in one colour	32 €	per m ²
FVE painting of glazing bars	per meter (W)	9 €	per meter (W)
Painting insulated aluminum stucco fillings in RAL or NCS	per side	32 €	per m ²
Painting expanded mesh in RAL or NCS	double-faced painting only	61 €	per pc (filling)
Painting top/bottom Al profile in RAL or NCS	per side (not painted panel)	17 €	per meter (W)
Painting top/bottom Al profile in RAL or NCS*	per side, painting in the same colour as painted panel	included	per meter (W)
Painting pass door Al profiles in RAL or NCS	per side (not painted panel)	200 €	per pc
Painting pass door Al profiles in RAL or NCS*	per side, painting in the same colour as painted panel	included	per pc
Painting Al profile of fixed top panel in RAL or NCS	per side (not painted panel)	17 €	per meter (circuit)
Painting Al profile of fixed top panel in RAL or NCS*	per side, painting in the same colour as painted panel	included	per meter (circuit)
Painting of trackset (food industry approved, RAL 9016)	per m track set	50 €	per m track set
Painting of air grates	per side	27 €	pc

*if the panel is painted, the top/bottom profiles are painted as well

Hanging and consolidation equipment		Price	Unit
Perforated galvanized diagonal, round / oval holes, 30 x 30 x 3000 mm	first piece	included	pc
	second and other pieces	18 €	pc
Perforated galvanized diagonal, oval holes, 50 x 50 x 3000 mm	first piece	23 €	pc
	second and other pieces	42 €	pc
Coupling at the horizontal track end		included	m
Torsion springs		Price	Unit
20 000 cycles		included	door
50 000 cycles*		138 €	door
100 000 cycles*		375 €	door

*For doors wider than 6001 mm the surcharge is double

ACCESSORIES

Shaft		Price	Unit
1" hollow shaft, galvanized with key way	max. W ≤ 4500 and max. H ≤ 4270	included	per meter (W)
1" massive shaft, galvanized with key way	at doors of W > 4500 or H > 4270	included	per meter (W)
	smaller doors	14 €	per meter (W)
1 1/4" massive shaft, galvanized with key way	doors W > 7000	included	per meter (W)
1 1/4" massive shaft, galvanized with key way	doors W < 7000	225 €	per meter (W)
Coupling at the shaft		Price	Unit
Fixed coupling 1"		included	pc
Adjustable coupling 1"		25 €	pc
Adjustable coupling 1"1/4"		29 €	pc
Operation		Price	Unit
Manual control, pull rope		included	pc
Manual control, chain hoist, ratio 1:4		115 €	pc
Extra chain for chain hoist with ratio 1:4		4 €	per meter
Pass door		Price	Unit
Pass door, incl. lock, door handle/door handle, all lift types (SL, LL, HL, VL)		850 €	pc
Extra-low treshold (18 mm); only for W ≤ 5000 mm		200 €	pc
Closer with sliding arm		included	pc
Fixed top panels		Price	Unit
Fixed top panel, max. W = 8000 mm	H ≤ 250 mm	64 €	per meter (W)
	250 < H < 620	79 €	per meter (W)
Fixed top FVE, max. W = 7000 mm	250 < H < 620	146 €	per meter (W)
Reinforcing struts		Price	Unit
Reinforcing struts 65 mm	W ≤ 6000	12 €	per meter (W)
	W > 6000	included	per meter (W)
Reinforcing struts 110 mm	W ≤ 6000	24 €	per meter (W)
	6000 < W ≤ 7000	12 €	per meter (W)
	W > 7000	included	per meter (W)
End caps - wide		Price	Unit
End caps - wide	W < 5000 mm	22 €	per section
	W ≥ 5000 mm	included	

ACCESSORIES

Cable pull set		Price	Unit
Cable pull set, SL		78 €	pc
Door track		Price	Unit
3" door track		80 €	per meter (H)
Covr for cable drums for LL-I		30 €	pc
Numbers		Price	Unit
Black numbers		33 €	pc
Preassembling		Price	Unit
Preassembled Optical Safety Edge		20 €	pc
Preassembled shaft		T-Door (HL-T, VL-T), LL-DT, LL-I	included
		SL, HL, VL, (max. 4000 x 4000 mm)	40 €
Packing		Price	Unit
Chipboard packaging		included	pc
Side closed by chipboard		101 €	pc
Packing "container"		144 €	pc
Certified packaging according to ISPM 15		33 €	pc
Others		Price	Unit
TOORS brand door		included	pc
Without TOORS brand ("NONAME")		included	pc
Full manual		6 €	pc
Changes in door specification after releasing to production		Price	Unit
Changes in door specification after releasing to production (no customized materials purchased)		100 €*	per position
Changes in door specification after releasing to production (customized materials already purchased)		100 € + material*	per position
Spring bumper extra-long		Price	Unit
Spring bumper extra-long		31 €	pair
Spring breake security device		Price	Unit
Spring breake security device, 1" shaft		28 €	pc
Spring breake security device, reinforced, 1 1/4" shaft		77 €	pair
Air grates		Price	Unit
Plastic air grate, can be closed (black/white; white/white), air permeability = 0,015 m ²		32 €	pc

*) nett price

STAINLESS STEEL COMPONENTS (€)

		Door track										
		SL*)	VL	HL 500	HL 1000	HL 1500	HL 2000	HL 2500	HL 3000	HL 3500	HL 4000	HL 4100
Height [mm]	6000	2564	3084	2617	2670	2724	2778	2832	2887	2941	2994	3048
	5500	2362	2827	2414	2466	2521	2575	2629	2684	2737	2791	2845
	5000	2135	2569	2210	2263	2318	2374	2426	2482	2534	2588	2642
	4500	1956	2315	2008	2060	2116	2171	2222	2278	2330	2386	
	4000	1751	2057	1804	1858	1913	1967	2020	2075	2128		
	3500	1548	1800	1601	1656	1710	1763	1817	1872			
	3000	1345	1542	1398	1453	1507	1560	1614				
	2500	1142	1286	1195	1250	1302	1357					
	2000	941	1028	992	1046	1099						

Stainless steel components		Price	Unit
End cap	W ≤ 5000 mm	26	per section
	W > 5000 mm	40	per section
Perforated diagonal		85	per 2 pc á 1500 mm
Spring bumper		75	pair
Bottom bracket 550, adjustable, cables inside, max. weight 320 kg		80	pair
Slide bolt 490		25	pc
Coupling of horizontal track		49	per meter of door (W)

Cables (stainless steel)		Price	Unit
LL-I, LL-DT	2 x H + 2,0 m	12	per m
SL	H + 1,0 m	12	per m
HL	H + HL + 2,0 m	12	per m
VL	2 x H + 2,0 m	12	per m
HL-T	H + (2 x HL) + 2,0 m	12	per m
VL-T	3 x H + 2,0 m	12	per m

Hardware - small parts (stainless steel)		Price	Unit
For one section	W ≤ 4000 mm	73	per section
For one section	W ≤ 5000 mm	83	per section
For one section	W ≤ 6000 mm	139	per section
For one section	W ≤ 7000 mm	149	per section

*) SL 420 only

203 Oval CLICK

64 €

T09-010-40-0001

- black smooth frame
- transparent double glazing, PMMA
- click system
- frame dimensions 663 x 343 mm
- glazing dimensions 580 x 265 mm



205 NG Rectangular CLICK

62 €

T09-010-40-0002

- black smooth frame
- transparent double glazing, PMMA
- click system
- frame dimensions 680 x 373 mm
- glazing dimensions 605 x 298 mm



207 Rectangular 2

68 €

T09-010-40-0087

- black smooth frame
- transparent double glazing, PMMA
- frame dimensions 609 x 146 mm
- glazing dimensions 540 x 85 mm



204 Rectangular 3

53 €

T09-010-40-0072

- White frame woodgrain
- Transparent double glazing, PMMA
- Frame dimensions 490 x 325 mm
- Glazing dimensions 430 x 260 mm



206 Rectangular 4

62 €

T09-010-40-0073

- White frame woodgrain
- Satin double glazing, PMMA
- Frame dimensions 490 x 325 mm
- Glazing dimensions 430 x 260 mm



208 Rectangular 5

53 €

T09-010-40-0088

- Brown frame woodgrain
- Transparent double glazing, PMMA
- Frame dimensions 490 x 325 mm
- Glazing dimensions 430 x 260 mm



210 Rectangular 7

53 €

T09-010-40-0074

- Black frame woodgrain
- Transparent double glazing, PMMA
- Frame dimensions 490 x 325 mm
- Glazing dimensions 430 x 260 mm



216 Rectangular 9 for 40 mm panels

59 €

T09-010-40-0053

- silver smooth frame
- transparent double glazing, PMMA
- frame dimensions 637 x 334 mm
- glazing dimensions 550 x 247 mm



216 Rectangular 9 for 80 mm panels

68 €

T09-010-40-0065

- silver smooth frame
- transparent tripple glazing, PMMA
- frame dimensions 637 x 334 mm
- glazing dimensions 550 x 247 mm



212 Rectangular 1 for 40 mm panels

64 €

T09-010-40-0051

- black smooth frame
- transparent double glazing, PMMA
- frame dimensions 637 x 334 mm
- glazing dimensions 550 x 247 mm



212 Rectangular 1 for 80 mm panels

73 €

T09-010-40-0064

- black smooth frame
- transparent triple glazing, PMMA
- frame dimensions 637 x 334 mm
- glazing dimensions 550 x 247 mm



211 Oval 1 for 40 mm panels

65 €

T09-010-40-0050

- black smooth frame
- transparent double glazing, PMMA
- frame dimensions 664 x 346 mm
- glazing dimensions 580 x 256 mm



211 Oval 1 for 80 mm panels

75 €

T09-010-40-0063

- black smooth frame
- transparent triple glazing, PMMA
- frame dimensions 664 x 346 mm
- glazing dimensions 580 x 256 mm



215 Round stainless steel

243 €

T09-010-40-0070

- stainless steel
- transparent single glazing, PMMA
- safety glass
- frame dimension \varnothing 330 mm
- glazing dimensions \varnothing 260 mm



217 Round

79 €

T09-010-40-0010

- black smooth frame
- transparent double glazing, PMMA
- frame dimension \varnothing 330 mm
- glazing dimensions \varnothing 260 mm



218 Rectangular stainless steel

216 €

T09-010-40-0071

- stainless steel
- transparent double glazing, SAN
- frame dimensions 230 x 230 mm
- glazing dimensions 150 x 150 mm



219 Rectangular stainless steel

316 €

T09-010-40-0069

- stainless steel
- transparent double glazing, SAN
- frame dimensions 310 x 310 mm
- glazing dimensions 230 x 230 mm



LOCKS, HANDLES AND CYLINDER OPTIONS

KL01 Handle/handle standard configuration

0 €



OUTSIDE:

- handle, shield

INSIDE:

- handle, shield

INNER ELEMENTS:

- mortise lock
- key cylinder + 3 pc key

KL02 Knob/handle

51 €



OUTSIDE:

- knob, shield

INSIDE:

- handle, shield

INNER ELEMENTS:

- mortise lock
- key cylinder + 3 pc key

Door can be opened only with key from outside (with handle from inside if not locked).

KL03 Handle/handle + key cylinder with button

29 €



OUTSIDE:

- handle, shield

INSIDE:

- handle, shield, button

INNER ELEMENTS:

- mortise lock
- key cylinder + 3 pc key

Door can be locked with button from inside (with key from outside).

KL04 Knob/handle + key cylinder with button

78 €



OUTSIDE:

- knob, shield

INSIDE:

- handle, shield, button

INNER ELEMENTS:

- mortise lock
- key cylinder + 3 pc key

Door can be opened only with key from outside (with handle from inside if not locked). Door can be locked with button from inside (with key from outside).

KL05 Panic lock handle/handle

165 €



OUTSIDE:

- handle, shield

INSIDE:

- handle, shield

INNER ELEMENTS:

- panic lock - function D
- key cylinder with free tooth + 3 pc key

Door can be opened with handle from inside anytime - even if lock is locked (with handle from outside if not locked).

KL06 Panic lock knob/handle

192 €



OUTSIDE:

- knob, shield

INSIDE:

- handle, shield

INNER ELEMENTS:

- panic lock - function E
- key cylinder with free tooth + 3 pc key

Door can be opened with handle from inside anytime - even if lock is locked.

LOCKS, HANDLES AND CYLINDER OPTIONS

KL13 Panic lock device handle/exit bar

250 €



OUTSIDE:

- handle, shield

INSIDE:

- exit bar (single-point-construction)

INNER ELEMENTS:

- panic lock - function D
- key cylinder with free tooth + 3 pc key

Door can be opened with exit bar from inside anytime - even if lock is locked (with handle from outside if not locked).

Low Lift: Clear opening if the door is open is H - 40 mm.

KL14 Panic lock device knob/exit bar

300 €



OUTSIDE:

- knob, shield

INSIDE:

- exit bar (single-point-construction)

INNER ELEMENTS:

- panic lock - function E
- key cylinder with free tooth + 3 pc key

Door can be opened with exit bar from inside anytime - even if lock is locked (with key from outside if not locked).

Low Lift: Clear opening if the door is open is H - 40 mm

Electric Lock Befo 2421

300 €

T09-040-65-0107

- suitable for Passdoor
- inc. Installation + wiring
- voltage 24V DC/AC



KL17 Panic lock handle/handle

563 €



OUTSIDE:

- handle, shield

INSIDE:

- handle, shield

INNER ELEMENTS:

- panic lock - function B
- key cylinder with free tooth + 3 pc key

When the key is turned from the outside, the deadbolt is pulled and the cylinder is unlocked and then the arrow is pulled and the lock is switched to the permanently open state. The door can then only be opened from the outside with the handle until the key is relocked.

KL18 Panic lock device handle/exit bar

710 €



OUTSIDE:

- handle, shield

INSIDE:

- exit bar (single-point-construction)

INNER ELEMENTS:

- panic lock - function B
- key cylinder with free tooth + 3 pc key

When the key is turned from the outside, the deadbolt is pulled and the cylinder is unlocked and then the arrow is pulled and the lock is switched to the permanently open state. The door can then only be opened from the outside with the handle until the key is relocked.

SLIDE BOLTS AND CYLINDER LOCKS

490 Slide bolt

9 €

T09-040-65-0095

- galvanized, with black plastic knob
- long stroke
- for aesthetic reasons not for FVE
- placing: left, right, left + right



491 Slide bolt

8 €

T09-040-65-0025

- galvanized
- for aesthetic reasons not for FVE
- placing: left, right, left + right




492B Cylinder lock

184 €

T09-040-65-0079

- black-plated
- double-sided up to $W = 2500$ mm; if $W > 2500$ mm extra long rods must be used (up to $W = 5000$ mm) or the lock is to be placed either left or right
- cannot be built into FVE
- only for SL
- placing: left, right, middle



492B Pendulum rod (pair)

20 €

T09-040-65-0083

- extra long lock rod for 492 B
- can be used on wider doors or for excentric positioning of the lock
- galvanized steel
- weight 0,5 kg/pc, L = 2450 mm/pc




493B Cylinder lock

156 €

T09-040-65-0081

- black-plated
- double-sided up to door width 2500 mm
- if door width > 2500 mm the lock can be placed only left or right
- cannot be built into FVE
- only for SL
- placing: left, right, middle



SLIDE BOLTS AND CYLINDER LOCKS

497B Cylinder lock

40 mm - 150 €
T09-040-65-0028

80 mm - 150 €
T09-040-65-0035

- black outside and inside
- flush-mounted knob outside
- placing: left, right, left + right
- for 40 and 80 mm panel



498 Cylinder lock

137 €
T09-040-65-0023

- black
- prolonged run
- placing: left, right, left + right
- not for LL-DT



495 Cylinder lock

118 €
T09-005-0062

- black-plated
- cannot be built into FVE sections
- only for SL, LL-DT
- placing: left, right, left + right



460 Handgrip double-sided

12 €

T09-040-65-0009

- black, plastic
- Handgrip is to be inserted into hole that is cut in the panel section
- not for FVE
- placing: left, right, middle, left + right




463 Handgrip double-sided

20 €

T09-040-65-0106

- square, black, plastic
- built into panel
- Handgrip is to be inserted into hole that is cut in the panel section
- not for FVE
- placing: left, right, middle, left + right



466 Handgrip single - sided

3 €

T09-040-65-0088

- rounded, black, plastic
- To be installed on panel section
- 1st piece in basic price
- placing: left, right, middle



BOTTOM BRACKETS AND CABLE BREAK DEVICES

540 Bottom bracket

0 € (pair)
T09-040-20-0001

- aluminium, adjustable
- with open eye
- for 2" rails
- 11 mm roller shaft



622 Cable break device

63 € (pair)
T09-040-35-0005

- galvanized, adjustable
- with open eye
- for 2" rails
- 11 mm roller shaft
- max. door weight 750 kg



625 Cable break device

280 € (pair)
T09-040-35-0006

- galvanized, non-adjustable
- for 3" rails
- 11 mm roller shaft
- max. door weight 750 kg



626 Cable break security device with cover

56 € (pair)
T09-040-35-0031

- Cannot be used for doors with low headroom track (LL-DT, LL-I) and for doors where the cables are led outside (HL-L, VL-L with shaft 1000 mm above the lintel) and for doors with stainless steel rails.
- max. door weight 450 kg



Burglar proof

44 € (pair)
T09-040-35-0030


- For the cable-break device 622, 623

8 € (pair)
T09-040-35-0032

- For the cable-break device 626

The burglar proof is functional only for electrically operated door controlled with shaft drive











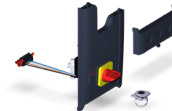


Product Code	T09-050-11-0009	T09-050-11-0010	T09-050-11-0011	T09-050-11-0012	T09-050-11-0013	T09-050-11-0015	T09-050-11-0016	T09-050-11-0032	T09-050-11-0019
Type	SE 5.24-25,4SK DES; IP65	SE 9.24-25,4SK DES; IP65	SE 9.20-25,4SK DES; IP65	SE 14.15-25,4SK DES; IP65	SE 14.15-31,75SK DES; IP65	SE 9.24-25,4ER DES; IP65	SE 5.24-25,4WS SK DES; IP65	SE 8.60-25,4 FU SK DES; IP65	SE 9.24-25,4WS SK DES; IP65
Output Torque	50 Nm	90 Nm	90 Nm	140 Nm	140 Nm	90 Nm	50 Nm	80 Nm	90 Nm
Turns per Minute	24 min-1	24 min-1	20 min-1	15 min-1	15 min-1	24 min-1	24 min-1	60 min-1	24 min-1
Supply Voltage	3~400 V	3~400 V	3~400 V	3~400 V	3~400 V	3~400 V	1~230 V	3~400 V	1~230 V
End Limit Switches	digital	digital	digital	digital	digital	digital	digital	digital.	digital
Emergency Operation	chain	chain	chain	chain	chain	de-clutching	chain	chain	chain
Chain Length	2 (4 m)	2 (4 m)	2 (4 m)	2 (4 m)	2 (4 m)	x	2 (4 m)	0,5 (1 m)	2 (4 m)
Shaft Diameter	1"	1"	1"	1"	1 1/4"	1"	1"	1"	1"
Door Leaf Maximum	≤ 15 m ²	≤ 25 m ²	≤ 30 m ²	> 30 m ²	> 30 m ²	≤ 25 m ²	≤ 15 m ²	≤ 20 m ²	≤ 25 m ²
Unit	pc	pc	pc	pc	pc	pc	pc	pc	pc
Max. number of cycles/hour*	6	10	10	8	8	10	6	18	10
Gross Price	494 €	560 €	677 €	754 €	865 €	710 €	553 €	1 137 €	663 €

* The parameter ED is replaced by max. number of cycles/hr. At a temperature of 40°C to 60°C the number of cycles needs to be reduced to 1/2.

CONTROL UNITS, CONNECTION CABLES GfA

								
Product Code	T09-050-15-0006	T09-050-15-0007	T09-050-15-0010	T09-050-15-0008	T09-050-15-0009	T09-050-15-0011	T09-050-15-0005	T09-050-15-0012
Type	TS 970	TS 970	TS 970	TS 971	TS 971	TS 971	TS 981	TS 981
Description	with CEE-5 pole power plug; 0,7 m; 3 N~400 V; IP54; 1 relays	with CEE-3 pole power plug; 0,7 m; 1 N~230 V; IP54; 1 relays	without CEE; 1 N~230 V/3 N~400 V; IP65; 1 relays	with CEE-5 pole power plug; 0,7 m; 3 N~400 V; IP54; 2 relays; built in receiver 433MHz	with CEE-3 pole power plug; 0,7 m; 1 N~230 V; IP54; 2 relays; built in receiver 433MHz	without CEE; 1 N~230 V/3 N~400 V; IP65; 2 relays; built in receiver 433MHz	with CEE-5 pole power plug; 0,7 m; 3 N~400 V; IP54; 2 relays; controls for traffic lights	without CEE 3 N~400 V; IP65; 2 relays; controls for traffic lights
Unit	pc	pc	pc	pc	pc	pc	pc	pc
Gross Price	324 €	324 €	324 €	431 €	431 €	431 €	797 €	797 €

								
Product Code	T09-050-20-0108	T09-050-20-0109	T09-050-20-0111	T09-050-20-0112	T09-050-20-0113	T09-050-20-0114	T09-050-80-0035	T09-050-80-0036
Type	Connection cable 3 m	Connection cable 5 m	Connection cable 9 m	Connection cable 11 m	Connection cable 13 m	Connection cable 15 m	Control box with connection set 3 N~4 00	Control box with connection set 1 N~230 V
Description	plugs for electronic limit switches; 3 m	plugs for electronic limit switches; 5 m	plugs for electronic limit switches; 9 m	plugs for electronic limit switches; 11 m	plugs for electronic limit switches; 13 m	plugs for electronic limit switches; 15 m	assembling kit; complete; not for TS 981	assembling kit; complete; not for TS 981
Unit	pc	pc	pc	pc	pc	pc	pc	pc
Gross Price	48 €	48 €	61 €	69 €	93 €	93 €	127 €	127 €









SAFETY ELEMENTS, ACCESSORIES GfA









								
Product Code	T09-050-80-0026	T09-050-80-0025	T09-050-80-0037	T09-005-00258	T09-040-35-0007	T09-040-35-0043	T09-040-35-0011	T09-040-35-0042
Type	Key switch	Emergency stop	Toggle switch for intermediate stop setting	Cable break switch	Cable break switch	Cable break switch	Cable break switch	Cable break switch
Description	assembling kit; in small cover	assembling kit; in small cover	assembling kit; in small cover	microswitch for 626; cable length 10,5 m	for 622, 623; cable length 0,5 m	for 622, 623; cable length 6,5 m	cylindrical switch (for AI bottom bracket) cable length 0,5 m	cylindrical switch (for AI bottom bracket) cable length 6,5 m
Unit	pc	pc	pc	pair	pc	pc	pc	pc
Gross Price	45 €	57 €	63 €	47 €	21 €	31 €	20 €	30 €
								
Product Code	T09-040-35-0037	T09-050-30-0003	T09-050-20-0115	T09-050-80-0038	T09-050-80-0039	T09-005-0077	T09-005-0078	T09-005-0079
Type	Cable break switch	Spiral cable 1000 / 350 - 900 + connection box	Connection box	Connection box	Connection box	OSE - Set	OSE - Set	OSE - Set
Description	for 3" cable break device; cable length 10,5 m	4-core cable with connection box and plugs	with spiral cable (on the opposite side)	with wireless signal transmission; for TS 971	for the system with two boxes with wireless transmission to control board	receiver 0,5 m + transmitter 0,5 m; plugable in box with spiral cable	receiver 0,5 m + transmitter 6,5 m; plugable in box with spiral cable	receiver 0,5 m + transmitter 10,5 m; plugable in box with spiral cable
Unit	pair	pc	pc	pc	pc	pc	pc	pc
Gross Price	41 €	80 €	23 €	82 €	29 €	50 €	50 €	50 €

SAFETY ELEMENTS, ACCESSORIES GfA









								
Product Code	T09-005-0080	T09-005-0081	T09-005-0082	T09-050-60-0118	T09-050-60-0116	T09-050-20-0116	T09-050-20-0117	T09-050-20-0118
Type	OSE - Set	OSE - Set	OSE - Set	External reflex photocell	Safety light curtain	Connection cable	Connection cable	Connection cable
Description	receiver 0,5 m + transmitter 0,5 m; plugable in box with wireless transmission (WSD)	receiver 0,5 m + transmitter 6,5 m; plugable in box with wireless transmission (WSD)	receiver 0,5 m + transmitter 10,5 m; plugable in box with wireless transmission (WSD)	Operating range up to 7,5 m; case; 24 V-230 V AC/DC; IP65	light beam range 1,6-10 m; height of protected space up to 2500 mm; electronics in epoxy resin; IP67	between the connection boxes; length 4,5 m	between the connection boxes; length 6,5 m	between the connection boxes; length 8,5 m
Unit	pc	pc	pc	pc	pc	pc	pc	pc
Gross Price	99 €	99 €	106 €	173 €	535 €	17 €	17 €	17 €
								
Product Code	T09-051-50-0025	T09-051-50-0003	T09-051-50-0012	T09-051-50-0014	T09-050-80-0051	T09-050-80-0023	T09-050-80-0024	T09-050-40-0018
Type	Remote control	Remote control receiver	Code keyboard	Wall remote control DuoControl	External tripple button switch box	Rope prolongation at emergency release	Rope prolongation at emergency release	Pneumatic edge
Description	3 channel, floating code 433 MHz	single-channel, hopping code KeeLoq; for TS 970 and TS 981; 433 MHz	wireless keyboard; hopping code KeeLoq; 433 MHz	double-channel; wireless; hopping code KeeLoq; 433 MHz	lockable; cable lenght 6 m	2 x 4 m	2 x 10 m	with spiralcable and connection box
Unit	pc	pc	pc	pc	pc	pc	pc	pc
Gross Price	41 €	120 €	154 €	74 €	89 €	8 €	10 €	101 €

SAFETY ELEMENTS, ACCESSORIES GfA

								
Product Code	T09-050-80-0018	T09-050-80-0019	T09-050-80-0020	T09-050-80-0021	T09-050-80-0022	T09-005-0031	T09-050-80-0199	T09-050-80-0200
Type	Kit for chain extension	Kit for chain extension	Kit for chain extension	Kit for chain extension	Kit for chain extension	Switch for slide bolt	Chain transmission kit	Chain transmission kit
Description	ext. by 1 m; length of chain 2 m	ext. by 2 m; length of chain 4 m	ext. by 3 m; length of chain 6 m	ext. by 4 m; length of chain 8 m	ext. by 5 m; length of chain 10 m	Al console; plastic bushings; max. switching frequency 3600 cycles/h; operating temp. -25° ... 70°C; IP65	motor located outside shaft; shaft 1"	motor located outside shaft; shaft 1 1/4"
Unit	pc	pc	pc	pc	pc	pc	pc	pc
Gross Price	8 €	17 €	25 €	31 €	34 €	34 €	361 €	403 €









								
Product Code	T39-054-40-0021	T39-054-70-0070	T39-054-70-0071	T39-054-70-0077	T09-005-0015	T09-050-80-0196	T39-054-70-0081	T39-054-70-0085
Type	Pull cord contact	Pull switch chain	Pull switch holder	Pull switch swivel ring	Pull switch console	Control unit protection shield	Induction detector	Induction loop detector
Description	in durable light-weight alloy case; 1x link, 1x unlink contact; IP67	red and white; plastic; 3 m	fixing holes predrilled	—	on wall; rotating; galvanized iron; 3 m	stainless metal sheet; only for TS 981	single-channel	double-channel; for ind. loop located on both door sides (in – out)
Unit	pc	m	pc	pc	pc	pc	pc	pc
Gross Price	78 €	3 €	10 €	4 €	217 €	56 €	488 €	505 €





SAFETY ELEMENTS, ACCESSORIES GfA

								
Product Code	T39-054-70-0082	T39-054-70-0083	T09-050-80-0197	T09-050-80-0198	T09-050-80-0202	T09-050-40-0009	T09-050-40-0010	T09-050-40-0011
Type	Induction loop 6 m + cable 10 m	Induction loop 10 m + cable 10 m	UPS battery back-up	UPS battery back-up	UPS battery back-up	Traffic light	Traffic light	Traffic light
Description	—	—	for SE 5.24-25,4WS SK DES	for SE 9.24-25,4WS SK DES	For SE 14.80-25,4FI SK DES	red LED light; case; 230 V, 40 W; IP65	green LED light; case; 230 V, 40 W; IP65	red +green LED light; case; 230 V, 40 W; IP65
Unit	pc	pc	pc	pc	pc	pc	pc	pc
Gross Price	31 €	59 €	1 916 €	2 107 €	3 234 €	155 €	155 €	269 €







			
Product Code	T39-054-70-0079	T39-054-70-0078	T39-054-40-0022
Type	Microwave radar	Remote control	LED Beacon
Description	Radar motion detector; detection of objects	For microwave radar	with interrupter; 12-24V; 230 V; integrated aerial; IP54
Unit	pc	pc	pc
Gross Price	206 €	316 €	46 €









BFT ARGO DRIVE AND ACCESSORIES

								
Product Code	T09-005-0083	T09-050-80-0045	T09-050-50-0030	T09-050-50-0031	T09-050-50-0032	T09-005-0070	T09-050-80-0047	T09-050-80-0048
Type	BFT Argo	Three-push button	Remote control	Remote control	External receiver	Back-up power supply (UPS)	External release	External release
Description	Shaft operator with integrated control unit	—	2 channel, floating code	4 channel, floating code	For more than 60 remote controls	24V backup battery for BFT Argo with cable (1m) for connection to the operator	External release by steel cable. Cable length 3.5m	External release by steel cable. Cable length 7 m
Unit	ks	ks	ks	ks	ks	ks	ks	ks
Gross Price	600 €	35 €	42 €	48 €	120 €	166 €	32 €	41 €









				
Product Code	T09-050-20-0024	T09-050-20-0025	T09-050-20-0027	T09-050-20-0030
Type	Three-push button connection cable	Power cable	Plug	Plug
Description	Power cable Three-core cable 4x0,75 mm ²	Three-core cable 3x1.5 mm ²	CEE 7/7 (unischuko)	CEE 1N ~ 230V (3-polig), industriell
Unit	m	m	ks	ks
Gross Price	2 €	2 €	0 €	10 €

DRIVES AND ACCESSORIES CUBE

						
Product Code	T09-050-13-0001	T09-050-13-0002	T09-050-13-0004	T09-050-13-0005	T09-050-13-0006	T09-050-13-0007
Type	CUBE 50	CUBE 70	Remote control	External receiver	Power cable extension	Power cable extension
Description	Drive inclusive drive unit, chain hoist module, optical safety sensor incl. connection box and spiral cable Max. doorarea 12m ² , 400V, IP54	Drive inclusive drive unit, chain hoist module, optical safety sensor incl. connection box and spiral cable Max. Doorarea 20m ² , 400V, IP54	4-Channel, 868 MHz	868 MHz	3,5m	4,5m
Unit	pc	pc	pc	pc	pc	pc
Gross Price	715 €	783,25 €	29,75 €	29,75 €	29,75 €	38,50 €

								
Product Code	T09-050-13-0008	T09-050-13-0009	T09-050-13-0016	T09-050-13-0017	T09-050-13-0018	T09-050-13-0019	T09-050-13-0020	T09-050-13-0010
Type	Power cable extension	Power cable extension	Connection cable	Connection cable	Connection cable	Chain	Blue plug	Chain link
Description	5,5m	6,5m	between motor and control unit, 6m	between motor and control unit, 8m	between motor and control unit, 10m	—	incl. cable 1,5m	—
Unit	pc	pc	pc	pc	pc	m	pc	pc
Gross Price	45,50 €	56 €	28 €	35 €	45,50 €	11,90 €	38,50 €	4,50 €

ACCESSORIES CUBE

								
Product Code	T09-050-13-0011	T09-050-13-0012	T09-050-13-0013	T09-050-13-0014	T09-050-13-0015	T09-050-14-0007	T09-005-0070	T09-050-60-0118
Type	Emergency rope	Emergency rope	Emergency rope	Emergency stop	External emergency stop	Warning light	Back-up power supply (UPS)	External reflex photocell
Description	4m	6m	8m	buildable into the drive unit	incl. 3,5m cable	12-240V AC/DC	24V backup battery with cable (1m) for connection to the operator	Operating range up to 7,5 m; case; 24 V-230 V AC/DC; IP65
Unit	pc	pc	pc	pc	pc	pc	pc	pc
Gross Price	8,75 €	10,50 €	14 €	42 €	42 €	38,50 €	166 €	173 €



Product Code	T09-050-14-0003
Type	External receiver
Description	3-Channel
Unit	pc
Gross Price	58,50 €